

B15

IMO

SPECIFICATIONS

Frame	16GA. Cold-rolled steel
Door	18GA. 1 3/4-in thick
Paint	Prime painted
Hinges	Stainless Steel Sealed Ball-bearings
Insulation	Marine Mineral Wool
Lock	Cylindrical Lock Grade 2

OPTIONS

Door Types	F; L; N; V; VL; NKOL; VKO
Frame	14GA.
Paint	Baked Enamel
Stainless Steel	Type 316L ASTM A240 / A240M
Galvannealed Steel	ASTM A653/A653M-A60
Vision Panel	Contraflam
Hinge	Stainless Steel Continuous Pin and Barrel w/SS Bearings
Lock	Mortised Lock Stainless Steel Panic Device
Customizations	Size, Hardware, Features, and Weather-tight Applications
Louver	Stainless Steel 300 sq. cm Free Air



CERTIFICATIONS

IMO / FTP
 U.S.C.G. #164.136/103/0
 ABS #16-HS1488282-PDA

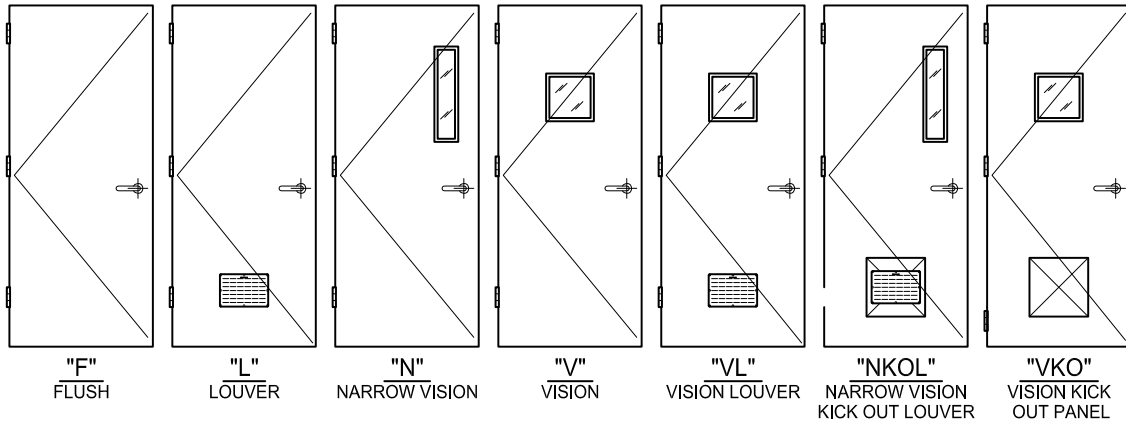
DeanSteel Manufacturing Company
 931 S. Flores Street
 San Antonio, TX 78204

P 800.825.8271
 F 210.226.0913
www.DeanSteel.com

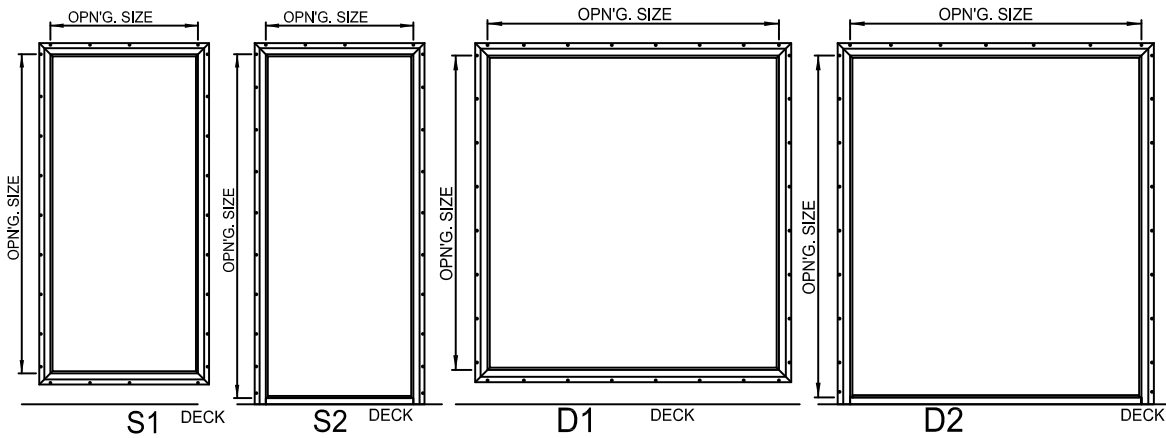


MADE IN AMERICA
 AND VETERAN OWNED

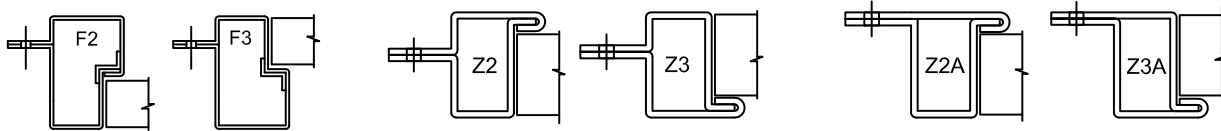
Door Types



Frame Elevations



Frame Types



FLANGE MOUNTED FRAMES

SINGLE DOORS				PAIR of DOORS			
INSIDE F2 or Z2 IN SWING ONLY				INSIDE F2 or Z2 IN SWING ONLY			
 RIGHT HAND RH		 LEFT HAND LH		 RIGHT HAND ACTIVE RH ACT		 LEFT HAND ACTIVE LH ACT	
INSIDE F3 or Z3 OUT SWING ONLY				INSIDE F3 or Z3 OUT SWING ONLY			
 RIGHT HAND REVERSE RHR		 LEFT HAND REVERSE LHR		 RIGHT HAND REVERSE ACTIVE RH ASTRAGAL RHR ACT		 LEFT HAND REVERSE ACTIVE LH ASTRAGAL LHR ACT	

NOTE:
ALWAYS USE THE KEY SIDE
OF THE DOOR FOR REFERENCE